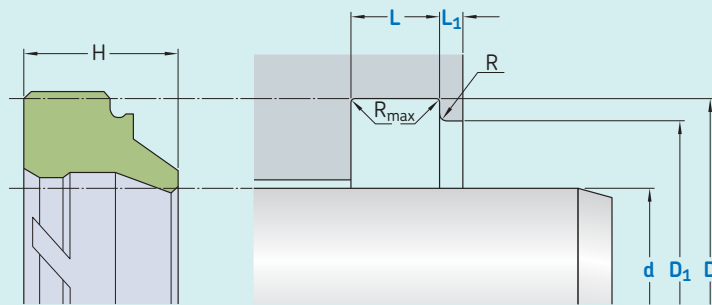


A01-A



Ordering dimensions in **blue**

Surface roughness	R_{tmax}	R_a
	μm	

Sliding surface $\leq 2,5$ 0,05–0,3

Bottom of groove $\leq 6,3$ $\leq 1,6$

Groove face ≤ 15 ≤ 3

Bearing area: 50–95% and a cutting depth of 0,5 R_z based on $C_{ref} = 0\%$

Standard dimensions

d	f8	D	D_1	L	L_1	R_{max}	R	H
over	incl.	H11	H11	+ 0,2				
mm								
11	100	d + 8	d + 6	4,0	1,0	0,4	$\leq 0,4$	6,8
100	150	d + 12	d + 9	5,5	1,5	0,4	$\leq 0,4$	9,8
150		d + 15	d + 11	6,5	2,0	0,4	$\leq 0,4$	12,8

Ordering example

Profile
 $d \times D/D_1 \times L/L_1$ [mm]
 Sealing material

Wiper A01-A
50 x 58/56 x 4/1
ECOPUR

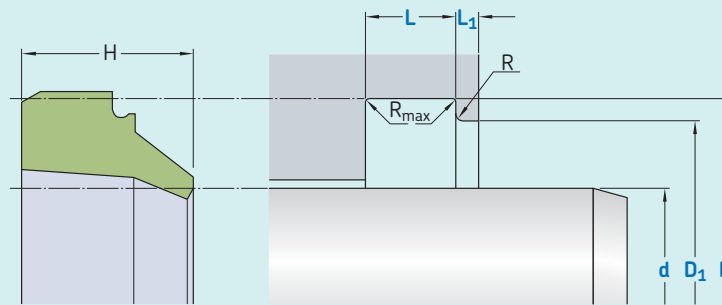
Operating parameters

Material Wiper	Temperature		Speed ¹⁾
	from	to	max
	°C		m/s
■ ECOPUR	-30	+110	4
■ ECOPUR LD	-35	+110	4
■ G-ECOPUR	-30	+110	4
■ H-ECOPUR	-20	+110	4
■ S-ECOPUR	-20	+110	4
■ T-ECOPUR	-50	+110	4
■ X-ECOPUR	-30	+110	4
■ G-ECOPUR 54D	-30	+110	4
■ X-ECOPUR H	-20	+110	4
■ X-ECOPUR S	-20	+110	4
■ SKF Ecorubber-1	-30	+100	4
■ SKF Ecorubber-H	-25	+150	4
■ SKF Ecorubber-2	-20	+200	4
■ SKF Ecorubber-3	-50	+150	4
■ SKF Ecoflas	-10	+200	4

IMPORTANT NOTE: The stated operating conditions represent general indications. It is recommended not to use all maximum values simultaneously.

¹⁾ Surface speed limit values are valid only in the presence of a lubrication film.

A01-B



Ordering dimensions in **blue**

Surface roughness	R_{tmax}	R_a
	μm	
Sliding surface	$\leq 2,5$	0,05–0,3
Bottom of groove	$\leq 6,3$	$\leq 1,6$
Groove face	≤ 15	≤ 3

Bearing area: 50–95% and a cutting depth of 0,5 R_z based on $C_{ref} = 0\%$

Standard dimensions

d	D	D_1	L	L_1	R_{max}	R	H	
f8	H11	H11	+ 0,2					
over								
incl.								
mm								
5	100	d + 8	d + 6	4,0	1,0	0,4	$\leq 0,4$	7,60
100	150	d + 12	d + 9	5,5	1,5	0,4	$\leq 0,4$	10,45
150	600	d + 15	d + 11	6,5	2,0	0,4	$\leq 0,4$	12,35

Ordering example

Profile
 $d \times D/D_1 \times L/L_1$ [mm]
 Sealing material

Wiper A01-B
50 x 58/56 x 4/1
ECOPUR

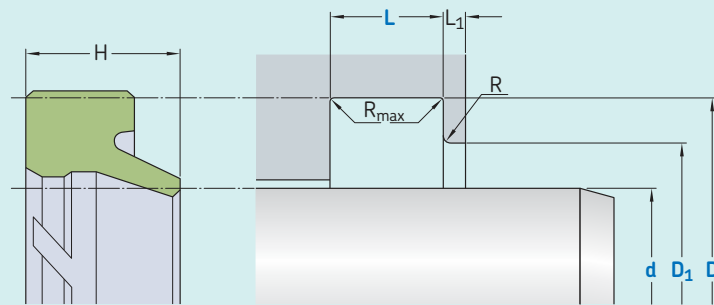
Operating parameters

Material Wiper	Temperature		Speed ¹⁾
	from	to	max
	°C		m/s
■ ECOPUR	-30	+110	4
■ ECOPUR LD	-35	+110	4
■ G-ECOPUR	-30	+110	4
■ H-ECOPUR	-20	+110	4
■ S-ECOPUR	-20	+110	4
■ T-ECOPUR	-50	+110	4
■ X-ECOPUR	-30	+110	4
■ G-ECOPUR 54D	-30	+110	4
■ X-ECOPUR H	-20	+110	4
■ X-ECOPUR S	-20	+110	4
■ SKF Ecorubber-1	-30	+100	4
■ SKF Ecorubber-H	-25	+150	4
■ SKF Ecorubber-2	-20	+200	4
■ SKF Ecorubber-3	-50	+150	4
■ SKF Ecoflas	-10	+200	4

IMPORTANT NOTE: The stated operating conditions represent general indications. It is recommended not to use all maximum values simultaneously.

¹⁾ Surface speed limit values are valid only in the presence of a lubrication film.

A02-A



Ordering dimensions in **blue**

Surface roughness	R_{tmax}	R_a
	μm	

Sliding surface $\leq 2,5$ 0,05–0,3

Bottom of groove $\leq 6,3$ $\leq 1,6$

Groove face ≤ 15 ≤ 3

Bearing area: 50–95% and a cutting depth of 0,5 R_z based on $C_{ref} = 0\%$

Standard dimensions

d	D	D_1	L	L_1	R_{max}	R	H	
f8	H11	H11	+ 0,2					
over	incl.							
mm								
11	50	d + 8	d + 4,0	5,0	≥ 2	0,4	$\leq 0,3$	6,8
50	100	d + 10	d + 5,0	6,0	≥ 2	0,4	$\leq 0,3$	7,8
100		d + 15	d + 7,5	8,5	≥ 2	0,4	$\leq 0,3$	14,3

Ordering example

Profile
 d x D/ D_1 x L [mm]
 Sealing material

Wiper A02-A
50 x 58/54 x 5
ECOPUR

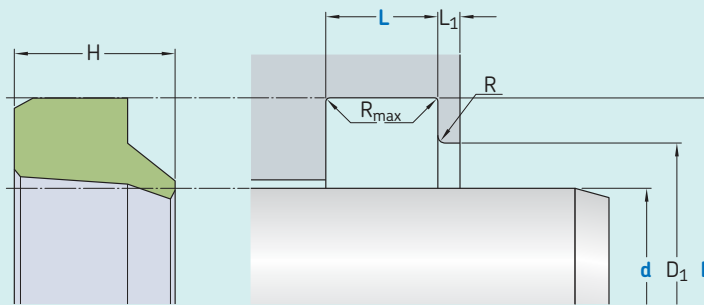
Operating parameters

Material Wiper	Temperature		Speed ¹⁾
	from	to	max
	°C		m/s
■ ECOPUR	-30	+110	4
■ ECOPUR LD	-35	+110	4
■ G-ECOPUR	-30	+110	4
■ H-ECOPUR	-20	+110	4
■ S-ECOPUR	-20	+110	4
■ T-ECOPUR	-50	+110	4
■ X-ECOPUR	-30	+110	4
■ G-ECOPUR 54D	-30	+110	4
■ X-ECOPUR H	-20	+110	4
■ X-ECOPUR S	-20	+110	4
■ SKF Ecorubber-1	-30	+100	4
■ SKF Ecorubber-H	-25	+150	4
■ SKF Ecorubber-2	-20	+200	4
■ SKF Ecorubber-3	-50	+150	4
■ SKF Ecoflas	-10	+200	4

IMPORTANT NOTE: The stated operating conditions represent general indications. It is recommended not to use all maximum values simultaneously.

¹⁾ Surface speed limit values are valid only in the presence of a lubrication film.

A02-B



Ordering dimensions in **blue**

Surface roughness	R_{tmax}	R_a
	μm	
Sliding surface	$\leq 2,5$	0,05–0,3
Bottom of groove	$\leq 6,3$	$\leq 1,6$
Groove face	≤ 15	≤ 3

Bearing area: 50–95% and a cutting depth of 0,5 R_z based on $C_{ref} = 0\%$

Standard dimensions

d	f8	D	D_1	L	L_1	R_{max}	R	H
over	incl.	H11	H11	+ 0,2				
mm								
5	50	d + 8	d + 4,0	5,0	≥ 2	0,4	$\leq 0,4$	7,15
50	100	d + 10	d + 5,0	6,0	≥ 2	0,4	$\leq 0,4$	8,60
100		d + 15	d + 7,5	8,5	≥ 2	0,4	$\leq 0,4$	12,15

Ordering example

Profile
d x D x L [mm]
Sealing material

Wiper A02-B
50 x 58 x 5
ECOPUR

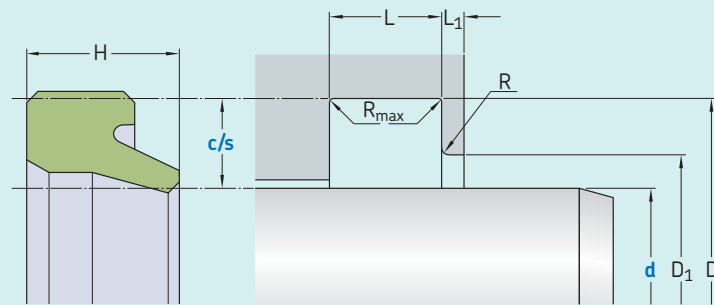
Operating parameters

Material Wiper	Temperature		Speed ¹⁾
	from	to	max
	°C		m/s
■ ECOPUR	-30	+110	4
■ ECOPUR LD	-35	+110	4
■ G-ECOPUR	-30	+110	4
■ H-ECOPUR	-20	+110	4
■ S-ECOPUR	-20	+110	4
■ T-ECOPUR	-50	+110	4
■ X-ECOPUR	-30	+110	4
■ G-ECOPUR 54D	-30	+110	4
■ X-ECOPUR H	-20	+110	4
■ X-ECOPUR S	-20	+110	4
■ SKF Ecorubber-1	-30	+100	4
■ SKF Ecorubber-H	-25	+150	4
■ SKF Ecorubber-2	-20	+200	4
■ SKF Ecorubber-3	-50	+150	4
■ SKF Ecoflas	-10	+200	4

IMPORTANT NOTE: The stated operating conditions represent general indications. It is recommended not to use all maximum values simultaneously.

¹⁾ Surface speed limit values are valid only in the presence of a lubrication film.

A02-I



Ordering dimensions in **blue**

Surface roughness	R_{tmax}	R_a
	μm	
Sliding surface	$\leq 2,5$	0,05–0,3
Bottom of groove	$\leq 6,3$	$\leq 1,6$
Groove face	≤ 15	≤ 3

Bearing area: 50–95% and a cutting depth of 0,5 R_z based on $C_{ref} = 0\%$

Standard dimensions		c/s	D	D_1	L	L_1	R_{max}	R	H
d	f8		H11	H11	+ 0,2				
over	incl.								
mm									
5	28	3	d + 6	d + 2,5	4,0	≥ 2	0,4	$\leq 0,43$	5,1
28	56	4	d + 8	d + 3,0	5,0	≥ 2	0,4	$\leq 0,43$	6,8
56	110	5	d + 10	d + 3,0	6,0	≥ 2	0,4	$\leq 0,43$	7,8
110		7,5	d + 15	d + 4,0	8,5	≥ 2	0,4	$\leq 0,4$	10,8

Ordering example

Profile
d x c/s [mm]
Sealing material

Wiper A02-I
50 x 4
ECOPUR

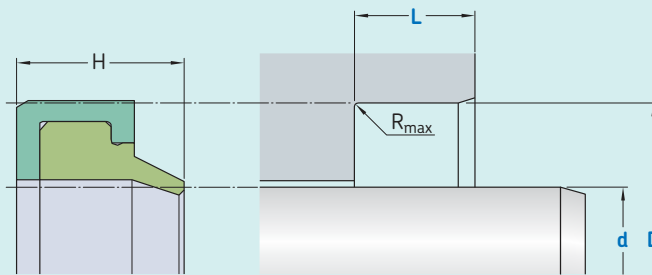
Operating parameters

Material Wiper	Temperature		Speed ¹⁾
	from	to	max
	°C		m/s
■ ECOPUR	-30	+110	4
■ H-ECOPUR	-20	+110	4
■ S-ECOPUR	-20	+110	4
■ T-ECOPUR	-50	+110	4
■ X-ECOPUR	-30	+110	4
■ X-ECOPUR H	-20	+110	4
■ X-ECOPUR S	-20	+110	4
■ SKF Ecorubber-1	-30	+100	4
■ SKF Ecorubber-H	-25	+150	4
■ SKF Ecorubber-2	-20	+200	4
■ SKF Ecorubber-3	-50	+150	4
■ SKF Ecoflas	-10	+200	4

IMPORTANT NOTE: The stated operating conditions represent general indications. It is recommended not to use all maximum values simultaneously.

¹⁾ Surface speed limit values are valid only in the presence of a lubrication film.

A03-A



Ordering dimensions in **blue**

Surface roughness	R_{tmax}	R_a
	μm	
Sliding surface	$\leq 2,5$	0,05–0,3
Bottom of groove	$\leq 6,3$	$\leq 1,6$
Groove face	≤ 15	≤ 3

Bearing area: 50–95% and a cutting depth of 0,5 R_z based on $C_{ref} = 0\%$

Standard dimensions

d	f8	D	L	R_{max}	H
over	incl.	H8	+ 0,2		
mm					
22	100	d + 10	7	0,4	10
100	200	d + 15	9	0,4	12
200	600	d + 20	12	0,4	16

Ordering example

Profile
d x D x L [mm]
Sealing material / Casing

Wiper A03-A
50 x 60 x 7
ECOPUR / SKF Ecotal

Operating parameters

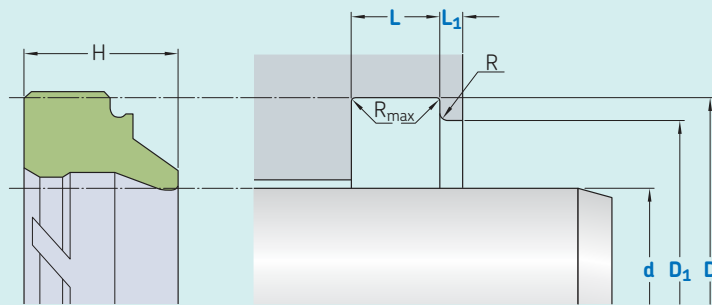
Material Wiper	Casing ²⁾	Temperature		Speed ¹⁾
		from	to	max
		°C		m/s
■ ECOPUR	■ SKF Ecotal	-30	+80	4
■ ECOPUR	■ SKF Ecomid	-30	+80	4
■ H-ECOPUR	■ SKF Ecotal	-20	+80	4
■ H-ECOPUR	■ SKF Ecomid	-20	+80	4
■ S-ECOPUR	■ SKF Ecotal	-20	+80	4
■ S-ECOPUR	■ SKF Ecomid	-20	+80	4
■ T-ECOPUR	■ SKF Ecotal	-50	+80	4
■ T-ECOPUR	■ SKF Ecomid	-40	+80	4
■ X-ECOPUR	■ SKF Ecotal	-30	+80	4
■ X-ECOPUR	■ SKF Ecomid	-30	+80	4
■ X-ECOPUR H	■ SKF Ecotal	-20	+80	4
■ X-ECOPUR H	■ SKF Ecomid	-20	+80	4
■ X-ECOPUR S	■ SKF Ecotal	-20	+80	4
■ X-ECOPUR S	■ SKF Ecomid	-20	+80	4
■ SKF Ecorubber-1	■ SKF Ecotal	-30	+80	4
■ SKF Ecorubber-1	■ SKF Ecomid	-30	+80	4
■ SKF Ecorubber-H	■ SKF Ecotal	-25	+80	4
■ SKF Ecorubber-H	■ SKF Ecomid	-25	+80	4
■ SKF Ecorubber-H	■ SKF Ecopaek	-25	+150	4
■ SKF Ecorubber-2	■ SKF Ecopaek	-20	+200	4
■ SKF Ecorubber-3	■ SKF Ecopaek	-50	+150	4
■ SKF Ecoflas	■ SKF Ecopaek	-10	+200	4

IMPORTANT NOTE: The stated operating conditions represent general indications. It is recommended not to use all maximum values simultaneously.

¹⁾ Surface speed limit values are valid only in the presence of a lubrication film.

²⁾ Size limitation D: Up to 260mm SKF Ecotal, from 260 - 400mm SKF Ecotal or SKF Ecomid and above 400mm SKF Ecomid.

A04-A



Ordering dimensions in **blue**

Surface roughness	R_{tmax}	R_a
	μm	

Sliding surface $\leq 2,5$ 0,05–0,3

Bottom of groove $\leq 6,3$ $\leq 1,6$

Groove face ≤ 15 ≤ 3

Bearing area: 50–95% and a cutting depth of 0,5 R_z based on $C_{ref} = 0\%$

Standard dimensions

d	D	D_1	L	L_1	R_{max}	R	H	
f8	H11	H11	+ 0,2					
over	incl.							
mm								
11	100	d + 8	d + 6	4,0	1,0	0,4	$\leq 0,4$	6,8
100	150	d + 12	d + 9	5,5	1,5	0,4	$\leq 0,4$	9,8
150	600	d + 15	d + 11	6,5	2,0	0,4	$\leq 0,4$	12,8

Ordering example

Profile
 $d \times D/D_1 \times L/L_1$ [mm]
 Sealing material

Wiper A04-A
50 x 58/56 x 4/1
ECOPUR

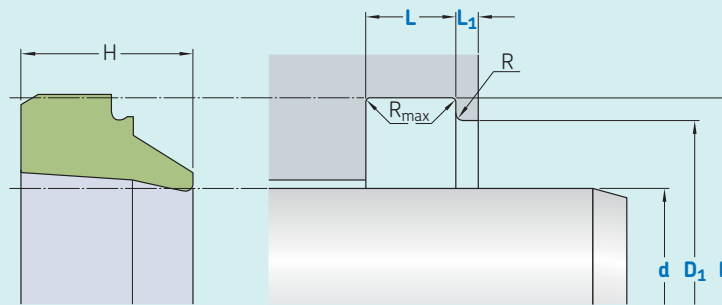
Operating parameters

Material Wiper	Temperature		Speed ¹⁾
	from	to	max
	°C		m/s
■ ECOPUR	-30	+110	4
■ ECOPUR LD	-35	+110	4
■ G-ECOPUR	-30	+110	4
■ H-ECOPUR	-20	+110	4
■ S-ECOPUR	-20	+110	4
■ T-ECOPUR	-50	+110	4
■ X-ECOPUR	-30	+110	4
■ G-ECOPUR 54D	-30	+110	4
■ X-ECOPUR H	-20	+110	4
■ X-ECOPUR S	-20	+110	4
■ SKF Ecorubber-1	-30	+100	4
■ SKF Ecorubber-H	-25	+150	4
■ SKF Ecorubber-2	-20	+200	4
■ SKF Ecorubber-3	-50	+150	4
■ SKF Ecoflas	-10	+200	4

IMPORTANT NOTE: The stated operating conditions represent general indications. It is recommended not to use all maximum values simultaneously.

¹⁾ Surface speed limit values are valid only in the presence of a lubrication film.

A04-B



Ordering dimensions in **blue**

Surface roughness	R_{tmax}	R_a
	μm	

Sliding surface $\leq 2,5$ 0,05–0,3

Bottom of groove $\leq 6,3$ $\leq 1,6$

Groove face ≤ 15 ≤ 3

Bearing area: 50–95% and a cutting depth of 0,5 R_z based on $C_{ref} = 0\%$

Standard dimensions

d	D	D_1	L	L_1	R_{max}	R	H	
f8	H11	H11	+ 0,2					
over	incl.							
5	100	$d + 8$	$d + 6$	4,0	1,0	0,4	$\leq 0,4$	7,60
100	150	$d + 12$	$d + 9$	5,5	1,5	0,4	$\leq 0,4$	10,45
150	600	$d + 15$	$d + 11$	6,5	2,0	0,4	$\leq 0,4$	12,35

Ordering example

Profile
 $d \times D/D_1 \times L/L_1$ [mm]
 Sealing material

Wiper A04-B
50 x 58/56 x 4/1
ECOPUR

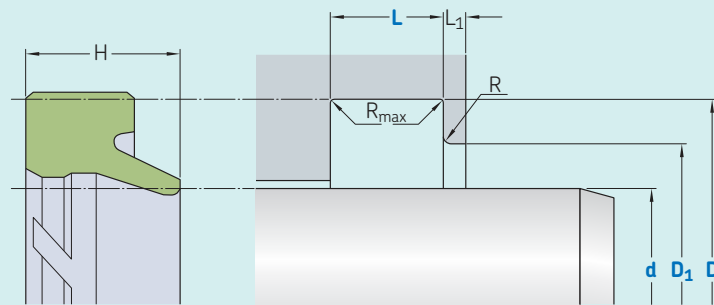
Operating parameters

Material Wiper	Temperature		Speed ¹⁾
	from	to	max
	°C		m/s
■ ECOPUR	-30	+110	4
■ ECOPUR LD	-35	+110	4
■ G-ECOPUR	-30	+110	4
■ H-ECOPUR	-20	+110	4
■ S-ECOPUR	-20	+110	4
■ T-ECOPUR	-50	+110	4
■ X-ECOPUR	-30	+110	4
■ G-ECOPUR 54D	-30	+110	4
■ X-ECOPUR H	-20	+110	4
■ X-ECOPUR S	-20	+110	4
■ SKF Ecorubber-1	-30	+100	4
■ SKF Ecorubber-H	-25	+150	4
■ SKF Ecorubber-2	-20	+200	4
■ SKF Ecorubber-3	-50	+150	4
■ SKF Ecoflas	-10	+200	4

IMPORTANT NOTE: The stated operating conditions represent general indications. It is recommended not to use all maximum values simultaneously.

¹⁾ Surface speed limit values are valid only in the presence of a lubrication film.

A05-A



Ordering dimensions in **blue**

Surface roughness	R_{tmax}	R_a
	μm	

Sliding surface $\leq 2,5$ 0,05–0,3

Bottom of groove $\leq 6,3$ $\leq 1,6$

Groove face ≤ 15 ≤ 3

Bearing area: 50–95% and a cutting depth of 0,5 R_z based on $C_{ref} = 0\%$

Standard dimensions

d	D	D_1	L	L_1	R_{max}	R	H
f8	H11	H11	+ 0,2				
over	incl.						
mm							
11	50	d + 8	d + 4,0	5,0	≥ 2	0,4	$\leq 0,3$
50	100	d + 10	d + 5,0	6,0	≥ 2	0,4	$\leq 0,3$
100	600	d + 15	d + 7,5	8,5	≥ 2	0,4	$\leq 0,3$

Ordering example

Profile
 d x D/D₁ x L [mm]
 Sealing material

Wiper A05-A
50 x 58/54 x 5
ECOPUR

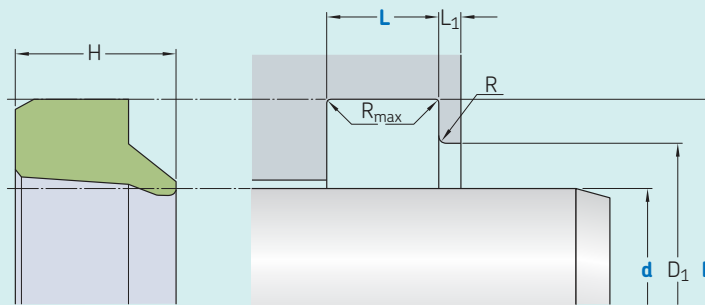
Operating parameters

Material Wiper	Temperature		Speed ¹⁾
	from	to	max
	°C		m/s
■ ECOPUR	-30	+110	4
■ ECOPUR LD	-35	+110	4
■ G-ECOPUR	-30	+110	4
■ H-ECOPUR	-20	+110	4
■ S-ECOPUR	-20	+110	4
■ T-ECOPUR	-50	+110	4
■ X-ECOPUR	-30	+110	4
■ G-ECOPUR 54D	-30	+110	4
■ X-ECOPUR H	-20	+110	4
■ X-ECOPUR S	-20	+110	4
■ SKF Ecorubber-1	-30	+100	4
■ SKF Ecorubber-H	-25	+150	4
■ SKF Ecorubber-2	-20	+200	4
■ SKF Ecorubber-3	-50	+150	4
■ SKF Ecoflas	-10	+200	4

IMPORTANT NOTE: The stated operating conditions represent general indications. It is recommended not to use all maximum values simultaneously.

¹⁾ Surface speed limit values are valid only in the presence of a lubrication film.

A05-B



Ordering dimensions in **blue**

Surface roughness	R_{tmax}	R_a
	μm	

Sliding surface $\leq 2,5$ 0,05–0,3

Bottom of groove $\leq 6,3$ $\leq 1,6$

Groove face ≤ 15 ≤ 3

Bearing area: 50–95% and a cutting depth of 0,5 R_z based on $C_{ref} = 0\%$

Standard dimensions

d	D	D_1	L	L_1	R_{max}	R	H	
f8	H11	H11	+ 0,2					
over	incl.							
mm								
5	50	d + 8	d + 4,0	5,0	≤ 2	0,4	$\leq 0,3$	7,15
50	100	d + 10	d + 5,0	6,0	≤ 2	0,4	$\leq 0,3$	8,60
100	600	d + 15	d + 7,5	8,5	≤ 2	0,4	$\leq 0,3$	12,15

Ordering example

Profile
d x D x L [mm]
Sealing material

Wiper A05-B
50 x 58 x 5
ECOPUR

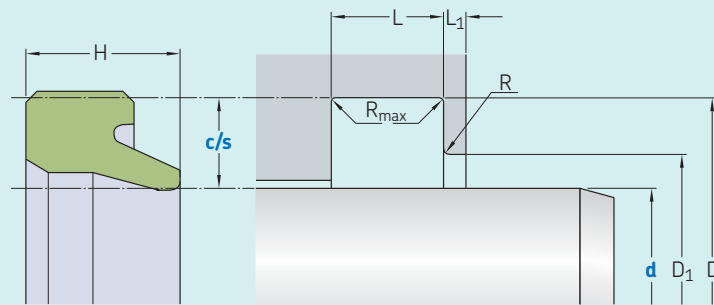
Operating parameters

Material Wiper	Temperature		Speed ¹⁾
	from	to	max
	°C		m/s
■ ECOPUR	-30	+110	4
■ ECOPUR LD	-35	+110	4
■ G-ECOPUR	-30	+110	4
■ H-ECOPUR	-20	+110	4
■ S-ECOPUR	-20	+110	4
■ T-ECOPUR	-50	+110	4
■ X-ECOPUR	-30	+110	4
■ G-ECOPUR 54D	-30	+110	4
■ X-ECOPUR H	-20	+110	4
■ X-ECOPUR S	-20	+110	4
■ SKF Ecorubber-1	-30	+100	4
■ SKF Ecorubber-H	-25	+150	4
■ SKF Ecorubber-2	-20	+200	4
■ SKF Ecorubber-3	-50	+150	4
■ SKF Ecoflas	-10	+200	4

IMPORTANT NOTE: The stated operating conditions represent general indications. It is recommended not to use all maximum values simultaneously.

¹⁾ Surface speed limit values are valid only in the presence of a lubrication film.

A05-I



Ordering dimensions in **blue**

Surface roughness	R_{tmax}	R_a
	μm	

Sliding surface $\leq 2,5$ 0,05–0,30

Bottom of groove $\leq 6,3$ $\leq 1,6$

Groove face ≤ 15 ≤ 3

Bearing area: 50–95% and a cutting depth of 0,5 R_z based on $C_{ref} = 0\%$

Standard dimensions

d	f8	c/s	D	D ₁	L	L ₁	R _{max}	R	H
over	incl.		H11	H11	+ 0,2				
mm									
5	28	3,0	d + 6	d + 2,5	4	≥ 2	0,4	$\leq 0,4$	5,1
28	56	4,0	d + 8	d + 3,0	5	≥ 2	0,4	$\leq 0,4$	6,8
56	110	5,0	d + 10	d + 3,0	6	≥ 2	0,4	$\leq 0,4$	7,8
110	600	7,5	d + 15	d + 4,0	8,5	≥ 2	0,4	$\leq 0,4$	10,8

Ordering example

Profile
d x c/s [mm]
Sealing material

Wiper A05-I
50 x 4
ECOPUR

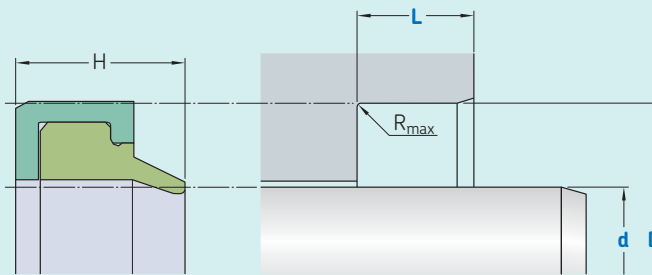
Operating parameters

Material Wiper	Temperature		Speed ¹⁾
	from	to	max
	°C		m/s
■ ECOPUR	-30	+110	4
■ H-ECOPUR	-20	+110	4
■ S-ECOPUR	-20	+110	4
■ T-ECOPUR	-50	+110	4
■ X-ECOPUR	-30	+110	4
■ X-ECOPUR H	-20	+110	4
■ X-ECOPUR S	-20	+110	4
■ SKF Ecorubber-1	-30	+100	4
■ SKF Ecorubber-H	-25	+150	4
■ SKF Ecorubber-2	-20	+200	4
■ SKF Ecorubber-3	-50	+150	4
■ SKF Ecoflas	-10	+200	4

IMPORTANT NOTE: The stated operating conditions represent general indications. It is recommended not to use all maximum values simultaneously.

¹⁾ Surface speed limit values are valid only in the presence of a lubrication film.

A06-A



Ordering dimensions in **blue**

Surface roughness	R_{tmax}	R_a
	μm	
Sliding surface	$\leq 2,5$	0,05–0,3
Bottom of groove	$\leq 6,3$	$\leq 1,6$
Groove face	≤ 15	≤ 3

Bearing area: 50–95% and a cutting depth of 0,5 R_z based on $C_{ref} = 0\%$

Standard dimensions

d	f8	D	L	R_{max}	H
over	incl.	H8	+ 0,2		
mm					
22	100	d + 10	7	0,4	10
100	200	d + 15	9	0,4	12
200	600	d + 20	12	0,4	16

Ordering example

Profile
d x D x L [mm]
Sealing material / Casing

Wiper A06-A
50 x 60 x 7
ECOPUR / SKF Ecotal

Operating parameters

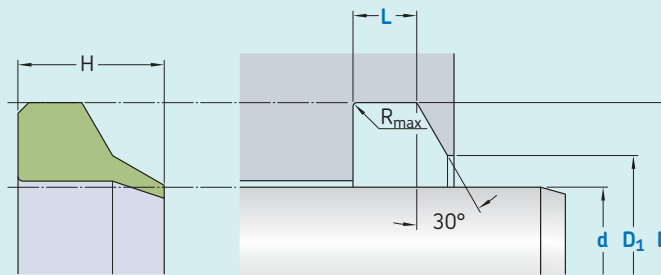
Material Wiper	Casing ²⁾	Temperature		Speed ¹⁾
		from	to	max
		°C		m/s
■ ECOPUR	■ SKF Ecotal	-30	+80	4
■ ECOPUR	■ SKF Ecomid	-30	+80	4
■ H-ECOPUR	■ SKF Ecotal	-20	+80	4
■ H-ECOPUR	■ SKF Ecomid	-20	+80	4
■ S-ECOPUR	■ SKF Ecotal	-20	+80	4
■ S-ECOPUR	■ SKF Ecomid	-20	+80	4
■ T-ECOPUR	■ SKF Ecotal	-50	+80	4
■ T-ECOPUR	■ SKF Ecomid	-40	+80	4
■ X-ECOPUR	■ SKF Ecotal	-30	+80	4
■ X-ECOPUR	■ SKF Ecomid	-30	+80	4
■ X-ECOPUR H	■ SKF Ecotal	-20	+80	4
■ X-ECOPUR H	■ SKF Ecomid	-20	+80	4
■ X-ECOPUR S	■ SKF Ecotal	-20	+80	4
■ X-ECOPUR S	■ SKF Ecomid	-20	+80	4
■ SKF Ecorubber-1	■ SKF Ecotal	-30	+80	4
■ SKF Ecorubber-1	■ SKF Ecomid	-30	+80	4
■ SKF Ecorubber-H	■ SKF Ecotal	-25	+80	4
■ SKF Ecorubber-H	■ SKF Ecomid	-25	+80	4
■ SKF Ecorubber-H	■ SKF Ecopaek	-25	+150	4
■ SKF Ecorubber-2	■ SKF Ecopaek	-20	+200	4
■ SKF Ecorubber-3	■ SKF Ecopaek	-50	+150	4
■ SKF Ecoflas	■ SKF Ecopaek	-10	+200	4

IMPORTANT NOTE: The stated operating conditions represent general indications. It is recommended not to use all maximum values simultaneously.

¹⁾ Surface speed limit values are valid only in the presence of a lubrication film.

²⁾ Size limitation D: Up to 260mm SKF Ecotal, from 260 - 400mm SKF Ecotal or SKF Ecomid and above 400mm SKF Ecomid.

A07-A



Ordering dimensions in **blue**

Surface roughness	R_{tmax}	R_a
	μm	
Sliding surface	$\leq 2,5$	0,05–0,3
Bottom of groove	$\leq 6,3$	$\leq 1,6$
Groove face	≤ 15	≤ 3

Bearing area: 50–95% and a cutting depth of 0,5 R_z based on $C_{ref} = 0\%$

Standard dimensions		D	D_1	L	R_{max}	H
d	f8	$\pm 0,127$	$\pm 0,127$	$+ 0,127$		
over	incl.					
mm						
22	50	$d + 8,0$	$d + 3,0$	3,4	0,4	7,1
50	200	$d + 12,7$	$d + 5,4$	5,3	0,4	11,7

Ordering example

Profile
 $d \times D/D_1 \times L$ [mm]
 Sealing material

Wiper A07-A
50 x 58/53 x 3,4
ECOPUR

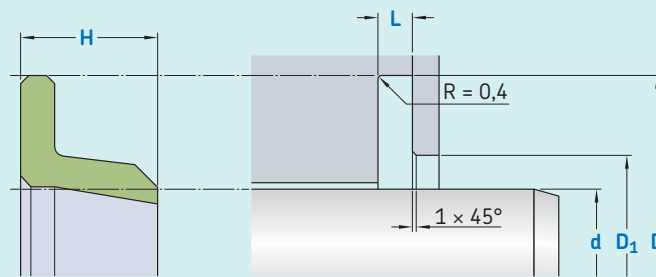
Operating parameters

Material Wiper	Temperature		Speed ¹⁾
	from	to	max
	°C		m/s
■ ECOPUR	-30	+110	4
■ H-ECOPUR	-20	+110	4
■ S-ECOPUR	-20	+110	4
■ T-ECOPUR	-50	+110	4
■ X-ECOPUR	-30	+110	4
■ X-ECOPUR H	-20	+110	4
■ X-ECOPUR S	-20	+110	4
■ SKF Ecorubber-1	-30	+100	4
■ SKF Ecorubber-H	-25	+150	4
■ SKF Ecorubber-2	-20	+200	4
■ SKF Ecorubber-3	-50	+150	4
■ SKF Ecoflas	-10	+200	4

IMPORTANT NOTE: The stated operating conditions represent general indications. It is recommended not to use all maximum values simultaneously.

¹⁾ Surface speed limit values are valid only in the presence of a lubrication film.

A08-A



Ordering dimensions in **blue**

Surface roughness	R_{tmax}	R_a
	μm	
Sliding surface	$\leq 2,5$	0,05–0,3
Bottom of groove	$\leq 6,3$	$\leq 1,6$
Groove face	≤ 15	≤ 3

Bearing area: 50–95% and a cutting depth of 0,5 R_z based on $C_{ref} = 0\%$

Standard dimensions

Minimum nominal inside diameter
 $d \geq 6 \text{ mm}$.

This is not a standard profile and serves as a replacement seal to fit in existing housings. New constructions should use standard profiles.

Ordering example

Profile
 $d \times D/D_1 \times L/H$ [mm]
Sealing material

Wiper A08-A
50 x 70/56 x 3/12
ECOPUR

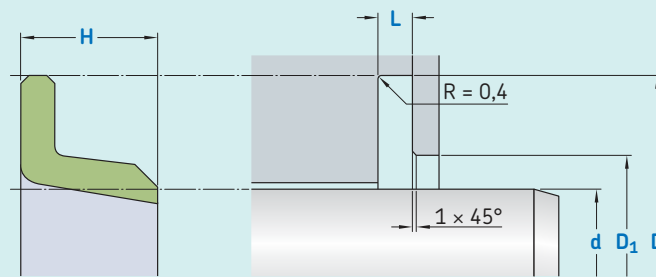
Operating parameters

Material Wiper	Temperature		Speed ¹⁾
	from	to	max
	°C		m/s
■ ECOPUR	-30	+110	4
■ ECOPUR LD	-35	+110	4
■ G-ECOPUR	-30	+110	4
■ H-ECOPUR	-20	+110	4
■ S-ECOPUR	-20	+110	4
■ T-ECOPUR	-50	+110	4
■ X-ECOPUR	-30	+110	4
■ G-ECOPUR 54D	-30	+110	4
■ X-ECOPUR H	-20	+110	4
■ X-ECOPUR S	-20	+110	4
■ SKF Ecorubber-1	-30	+100	4
■ SKF Ecorubber-H	-25	+150	4
■ SKF Ecorubber-2	-20	+200	4
■ SKF Ecorubber-3	-50	+150	4
■ SKF Ecoflas	-10	+200	4

IMPORTANT NOTE: The stated operating conditions represent general indications. It is recommended not to use all maximum values simultaneously.

¹⁾ Surface speed limit values are valid only in the presence of a lubrication film.

A08-B



Ordering dimensions in **blue**

Surface roughness	R_{tmax}	R_a
	μm	
Sliding surface	$\leq 2,5$	0,05–0,3
Bottom of groove	$\leq 6,3$	$\leq 1,6$
Groove face	≤ 15	≤ 3

Bearing area: 50–95% and a cutting depth of 0,5 R_z based on $C_{ref} = 0\%$

Standard dimensions

Minimum nominal inside diameter
 $d \geq 11 \text{ mm}$.

This is not a standard profile and serves as a replacement seal to fit in existing housings. New constructions should use standard profiles.

Ordering example

Profile
 $d \times D/D_1 \times L_1/H$ [mm]
Sealing material

Wiper A08-B
50 x 70/56 x 3/12
ECOPUR

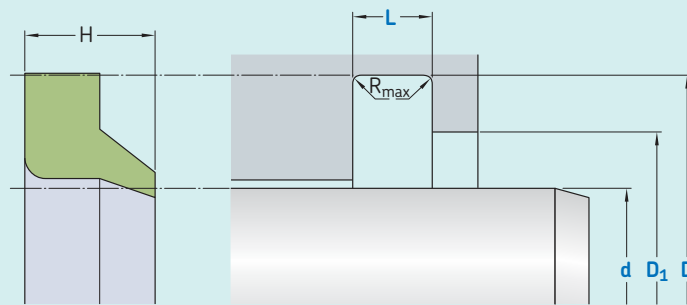
Operating parameters

Material Wiper	Temperature		Speed ¹⁾
	from	to	max
	°C		m/s
■ ECOPUR	-30	+110	4
■ ECOPUR LD	-35	+110	4
■ G-ECOPUR	-30	+110	4
■ H-ECOPUR	-20	+110	4
■ S-ECOPUR	-20	+110	4
■ T-ECOPUR	-50	+110	4
■ X-ECOPUR	-30	+110	4
■ G-ECOPUR 54D	-30	+110	4
■ X-ECOPUR H	-20	+110	4
■ X-ECOPUR S	-20	+110	4
■ SKF Ecorubber-1	-30	+100	4
■ SKF Ecorubber-H	-25	+150	4
■ SKF Ecorubber-2	-20	+200	4
■ SKF Ecorubber-3	-50	+150	4
■ SKF Ecoflas	-10	+200	4

IMPORTANT NOTE: The stated operating conditions represent general indications. It is recommended not to use all maximum values simultaneously.

¹⁾ Surface speed limit values are valid only in the presence of a lubrication film.

A09-A



Ordering dimensions in **blue**

Surface roughness	R_{tmax}	R_a
	μm	

Sliding surface $\leq 2,5$ $0,05-0,3$

Bottom of groove $\leq 6,3$ $\leq 1,6$

Groove face ≤ 15 ≤ 3

Bearing area: 50–95% and a cutting depth of 0,5 R_z based on $C_{ref} = 0\%$

Standard dimensions

d	f8	D	D_1	L	R_{max}	H
over	incl.	H10	H11	+ 0,1		
mm						
5	65	$d + 7,0$	$d + 4$	2,7	0,4	4,4
65	100	$d + 9,3$	$d + 5$	3,1	0,4	5,1
100	140	$d + 11,0$	$d + 6$	3,5	0,4	5,8
140	280	$d + 12,5$	$d + 7$	3,9	0,4	6,5
280	600	$d + 12,5$	$d + 7$	4,3	0,4	7,2

Ordering example

Profile
 $d \times D/D_1 \times L$ [mm]
 Sealing material

Wiper A09-A
50 x 79,3/75 x 3,1
ECOPUR

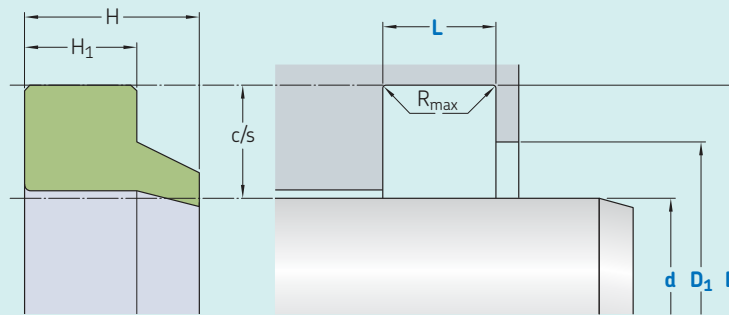
Operating parameters

Material Wiper	Temperature		Speed ¹⁾
	from	to	max
	°C		m/s
■ ECOPUR	-30	+110	4
■ H-ECOPUR	-20	+110	4
■ S-ECOPUR	-20	+110	4
■ T-ECOPUR	-50	+110	4
■ X-ECOPUR	-30	+110	4
■ X-ECOPUR H	-20	+110	4
■ X-ECOPUR S	-20	+110	4
■ SKF Ecorubber-1	-30	+100	4
■ SKF Ecorubber-H	-25	+150	4
■ SKF Ecorubber-2	-20	+200	4
■ SKF Ecorubber-3	-50	+150	4
■ SKF Ecoflas	-10	+200	4

IMPORTANT NOTE: The stated operating conditions represent general indications. It is recommended not to use all maximum values simultaneously.

¹⁾ Surface speed limit values are valid only in the presence of a lubrication film.

A10-A



Ordering dimensions in **blue**

Surface roughness	R_{tmax}	R_a
	μm	
Sliding surface	$\leq 2,5$	0,05–0,3
Bottom of groove	$\leq 6,3$	$\leq 1,6$
Groove face	≤ 15	≤ 3

Bearing area: 50–95% and a cutting depth of 0,5 R_z based on $C_{ref} = 0\%$

Standard dimensions

d	f8	D	D_1	L	R_{max}	c/s	H
over	incl.	H10	H11	+ 0,2			
mm							
6,0	17,5	d + 6,35	d + 4,1	3,15	0,4	3,15	5,0
17,5	50,0	d + 9,5	d + 6,3	4,75	0,4	4,72	7,5
50,0	600,0	d + 12,70	d + 8,3	6,30	0,4	6,30	10,0

Ordering example

Profile
 d x D/D₁ x L [mm]
 Sealing material

Wiper A10-A
50 x 59,5/56,3 x 4,75
ECOPUR

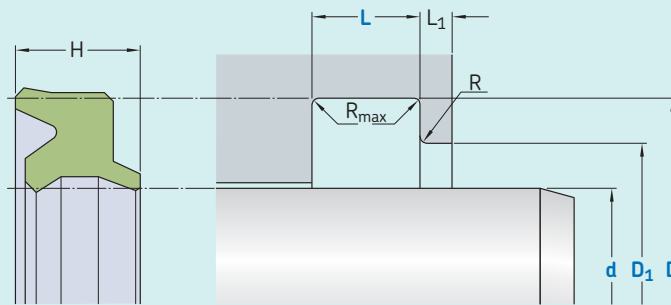
Operating parameters

Material Wiper	Temperature		Speed ¹⁾
	from	to	max
	°C		m/s
■ ECOPUR	-30	+110	4
■ H-ECOPUR	-20	+110	4
■ S-ECOPUR	-20	+110	4
■ T-ECOPUR	-50	+110	4
■ X-ECOPUR	-30	+110	4
■ X-ECOPUR H	-20	+110	4
■ X-ECOPUR S	-20	+110	4
■ SKF Ecorubber-1	-30	+100	4
■ SKF Ecorubber-H	-25	+150	4
■ SKF Ecorubber-2	-20	+200	4
■ SKF Ecorubber-3	-50	+150	4
■ SKF Ecoflas	-10	+200	4

IMPORTANT NOTE: The stated operating conditions represent general indications. It is recommended not to use all maximum values simultaneously.

¹⁾ Surface speed limit values are valid only in the presence of a lubrication film.

A11-A



Ordering dimensions in **blue**

Surface roughness	R_{tmax}	R_a
	μm	

Sliding surface $\leq 2,5 \mu\text{m}$ $0,05\text{--}0,3 \mu\text{m}$

Bottom of groove $\leq 6,3 \mu\text{m}$ $\leq 1,6 \mu\text{m}$

Groove face $\leq 15 \mu\text{m}$ $\leq 3 \mu\text{m}$

Bearing area: 50–95% and a cutting depth of 0,5 R_z based on $C_{ref} = 0\%$

Standard dimensions

d	f8	D	D_1	L	L_1	R_{max}	R	H
over	incl.	H11	H11	+ 0,2				
mm								
5	50	$d + 8$	$d + 4,0$	5,0	≥ 2	0,4	$\leq 0,3$	6,0
50	100	$d + 10$	$d + 5,0$	6,0	≥ 2	0,4	$\leq 0,4$	7,0
100		$d + 15$	$d + 7,5$	8,5	≥ 2	0,4	$\leq 0,4$	11,5

Ordering example

Profile
 $d \times D/D_1 \times L$ [mm]
 Sealing material

Wiper A11-A
50 x 58/54 x 5
ECOPUR

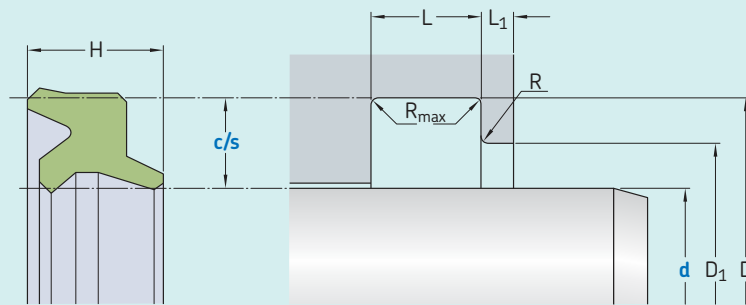
Operating parameters

Material Wiper	Temperature		Speed ¹⁾	Pressure
	from	to	max	max
	°C		m/s	bar(MPa)
■ ECOPUR	-30	+110	4	16 (1,6)
■ ECOPUR LD	-35	+110	4	16 (1,6)
■ G-ECOPUR	-30	+110	4	16 (1,6)
■ H-ECOPUR	-20	+110	4	16 (1,6)
■ S-ECOPUR	-20	+110	4	16 (1,6)
■ T-ECOPUR	-50	+110	4	16 (1,6)
■ SKF Ecorubber-1	-30	+100	4	16 (1,6)
■ SKF Ecorubber-H	-25	+150	4	16 (1,6)
■ SKF Ecorubber-2	-20	+200	4	16 (1,6)
■ SKF Ecorubber-3	-50	+150	4	16 (1,6)
■ SKF Ecoflas	-10	+200	4	16 (1,6)

IMPORTANT NOTE: The stated operating conditions represent general indications. It is recommended not to use all maximum values simultaneously.

¹⁾ Surface speed limit values are valid only in the presence of a lubrication film.

A11-I



Ordering dimensions in **blue**

Surface roughness	R_{tmax}	R_a
	μm	

Sliding surface $\leq 2,5$ 0,05–0,3

Bottom of groove $\leq 6,3$ $\leq 1,6$

Groove face ≤ 15 ≤ 3

Bearing area: 50–95% and a cutting depth of 0,5 R_z based on $C_{ref} = 0\%$

Standard dimensions

d	f8	c/s	D	D_1	L	L_1	R_{max}	R	H
over	incl.		H11	H11	+ 0,2				
mm									
5	28	3,0	d + 6,0	d + 2,5	4,0	≥ 2	0,4	$\leq 0,4$	4,8
28	56	4,0	d + 8,0	d + 3,0	5,0	≥ 2	0,4	$\leq 0,4$	6,5
56	110	5,0	d + 10,0	d + 3,0	6,0	≥ 2	0,4	$\leq 0,4$	7,5
110		7,5	d + 15,0	d + 4,0	8,5	≥ 2	0,4	$\leq 0,4$	10,5

Ordering example

Profile
d x c/s [mm]
Sealing material

Wiper A11-I
50 x 4
ECOPUR

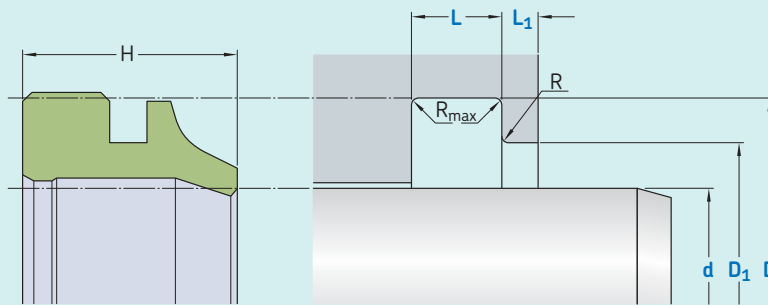
Operating parameters

Material Wiper	Temperature		Speed ¹⁾	Pressure
	from	to	max	max
	°C		m/s	bar(MPa)
■ ECOPUR	-30	+110	4	16 (1,6)
■ H-ECOPUR	-20	+110	4	16 (1,6)
■ S-ECOPUR	-20	+110	4	16 (1,6)
■ T-ECOPUR	-50	+110	4	16 (1,6)
■ SKF Ecorubber-1	-30	+100	4	16 (1,6)
■ SKF Ecorubber-H	-25	+150	4	16 (1,6)
■ SKF Ecorubber-2	-20	+200	4	16 (1,6)
■ SKF Ecorubber-3	-50	+150	4	16 (1,6)
■ SKF Ecoflas	-10	+200	4	16 (1,6)

IMPORTANT NOTE: The stated operating conditions represent general indications. It is recommended not to use all maximum values simultaneously.

¹⁾ Surface speed limit values are valid only in the presence of a lubrication film.

A12-A



Ordering dimensions in **blue**

Surface roughness	R_{tmax}	R_a
	μm	
Sliding surface	$\leq 2,5$	0,05–0,3
Bottom of groove	$\leq 6,3$	$\leq 1,6$
Groove face	≤ 15	≤ 3

Bearing area: 50–95% and a cutting depth of 0,5 R_z based on $C_{ref} = 0\%$

Standard dimensions

d	f8	D	D_1	L	L_1	R_{max}	R	H
over	incl.	H11	H11	+ 0,2				
mm								
11	100	d + 8	d + 4,0	5,0	1,5	0,4	$\leq 0,3$	10,5
100	150	d + 10	d + 5,0	6,0	2,0	0,4	$\leq 0,4$	13,0
150	600	d + 15	d + 7,5	8,5	3,0	0,4	$\leq 0,4$	19,0

Ordering example

Profile
 $d \times D/D_1 \times L/L_1$ [mm]
 Sealing material

Wiper A12-A
50 x 58/54 x 5/1,5
ECOPUR

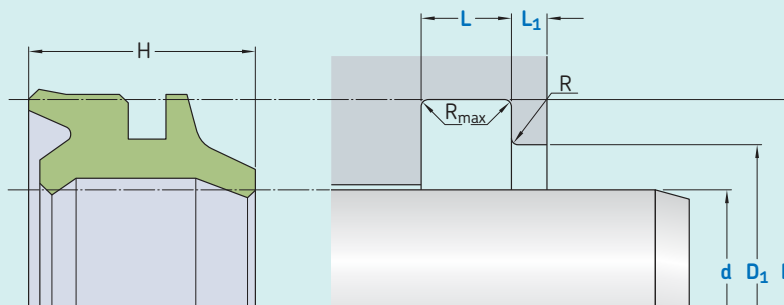
Operating parameters

Material Wiper	Temperature		Speed ¹⁾
	from	to	max
	°C		m/s
■ ECOPUR	-30	+110	4
■ ECOPUR LD	-35	+110	4
■ G-ECOPUR	-30	+110	4
■ H-ECOPUR	-20	+110	4
■ S-ECOPUR	-20	+110	4
■ T-ECOPUR	-50	+110	4
■ X-ECOPUR	-30	+110	4
■ G-ECOPUR 54D	-30	+110	4
■ X-ECOPUR H	-20	+110	4
■ X-ECOPUR S	-20	+110	4

IMPORTANT NOTE: The stated operating conditions represent general indications. It is recommended not to use all maximum values simultaneously.

¹⁾ Surface speed limit values are valid only in the presence of a lubrication film.

A12-B



Ordering dimensions in **blue**

Surface roughness	R_{tmax}	R_a
	μm	
Sliding surface	$\leq 2,5$	0,05–0,3
Bottom of groove	$\leq 6,3$	$\leq 1,6$
Groove face	≤ 15	≤ 3

Bearing area: 50–95% and a cutting depth of 0,5 R_z based on $C_{ref} = 0\%$

Standard dimensions

d	f8	D	D_1	L	L_1	R_{max}	R	H
over	incl.	H11	H11	+ 0,2				
mm								
5	50	d + 8	d + 4,0	5,0	1,5	0,4	$\leq 0,3$	10,1
50	100	d + 10	d + 5,0	6,0	2,0	0,4	$\leq 0,4$	12,6
100	600	d + 15	d + 7,5	8,5	3,0	0,4	$\leq 0,4$	18,4

Ordering example

Profile
 $d \times D/D_1 \times L/L_1$ [mm]
 Sealing material

Wiper A12-B
50 x 58/54 x 5/1,5
ECOPUR

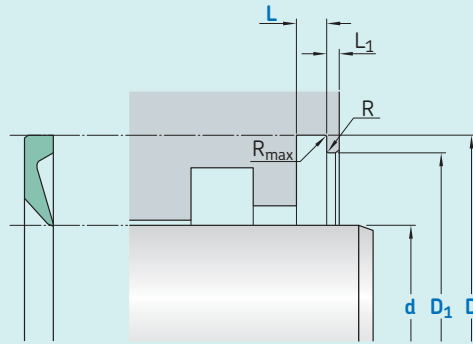
Operating parameters

Material Seal	Temperature		Speed ¹⁾	Pressure
	from	to	max	max
	°C		m/s	bar(MPa)
■ ECOPUR	-30	+110	4	16 (1,6)
■ ECOPUR LD	-35	+110	4	16 (1,6)
■ G-ECOPUR	-30	+110	4	16 (1,6)
■ H-ECOPUR	-20	+110	4	16 (1,6)
■ S-ECOPUR	-20	+110	4	16 (1,6)
■ T-ECOPUR	-50	+110	4	16 (1,6)

IMPORTANT NOTE: The stated operating conditions represent general indications. It is recommended not to use all maximum values simultaneously.

¹⁾ Surface speed limit values are valid only in the presence of a lubrication film.

A13-A



Ordering dimensions in **blue**

Surface roughness	R_{tmax}	R_a
	μm	
Sliding surface	$\leq 2,5$	0,05–0,3
Bottom of groove	$\leq 6,3$	$\leq 1,6$
Groove face	≤ 15	≤ 3

Bearing area: 50–95% and a cutting depth of 0,5 R_z based on $C_{ref} = 0\%$

Standard dimensions

d	f8	D	D_1	L	R_{max}
over	incl.	H9	+0,1	+0,2	
mm					
5	50	d + 10	d + 9,0	2,0	0,4
50	150	d + 15	d + 14,0	2,5	0,4
150	600	d + 20	d + 18,5	3,0	0,4

Ordering example

Profile
 d x D/D₁ x L [mm]
 Sealing material

Wiper A13-A
60 x 75/74 x 2,5
SKF Ecotal

Operating parameters

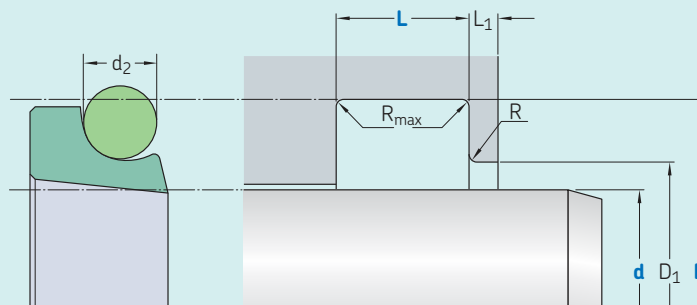
Material Wiper	Temperature		Speed ¹⁾
	from	to	max
	°C		m/s
■ X-ECOPUR	-70	+110	1
■ X-ECOPUR H	-70	+110	1
■ X-ECOPUR S	-70	+110	1
■ SKF Ecotal ²⁾	-50	+80	1
■ SKF Ecomid ²⁾	-40	+80	1
■ SKF Ecopaek	-100	+260	1
■ SKF Ecowear 1000	-200	+90	1

IMPORTANT NOTE: The stated operating conditions represent general indications. It is recommended not to use all maximum values simultaneously.

¹⁾ Surface speed limit values are valid only in the presence of a lubrication film.

²⁾ Size limitation D: Up to 260mm SKF Ecotal, from 260 - 400mm SKF Ecotal or SKF Ecomid and above 400mm SKF Ecomid.

A25-F



Ordering dimensions in **blue**

Surface roughness	TPU		PTFE	
	R_{tmax}	R_a	R_{tmax}	R_a
	μm			
Sliding surface	$\leq 2,5$	0,05–0,3	≤ 2	0,05–0,2
Bottom of groove	$\leq 6,3$	$\leq 1,6$	$\leq 6,3$	$\leq 1,6$
Groove face	≤ 15	≤ 3	≤ 15	≤ 3

Bearing area: 50–95% and a cutting depth of 0,5 R_z based on $C_{ref} = 0\%$

Standard dimensions		D	d_2	L	R_{max}	D_1
d		H10		+ 0,2		H11
f8						
over	incl.					
mm						
5	11	$d + 4,8$	1,78	3,7	0,4	$d + 2,7$
11	63	$d + 6,8$	2,62	5,0	1,2	$d + 3,5$
63	400	$d + 8,8$	3,53	6,0	2,0	$d + 4,0$
400	600	$d + 12,2$	5,33	8,4	2,0	$d + 6,0$

Ordering example

Profile
 d x D x L [mm]
 Sealing material / Energizer

Wiper A25-F
70 x 78,8 x 6
SKF Ecoflon 3 / NBR70

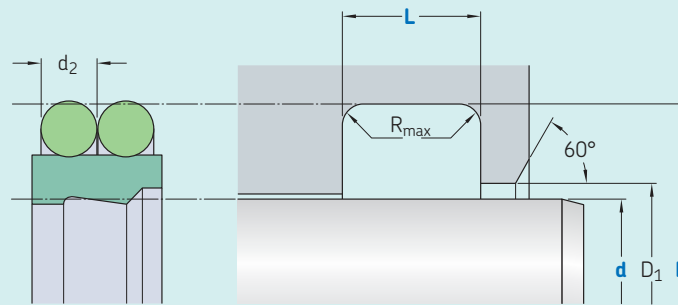
Operating parameters

Material Glide ring	Energizer	Temperature		Speed ¹⁾
		from	to	max
		°C		m/s
■ X-ECOPUR	NBR 70	-30	+100	5
■ G-ECOPUR 54D	NBR 70	-30	+100	5
■ X-ECOPUR H	NBR 70	-20	+100	5
■ X-ECOPUR S	NBR 70	-20	+100	5
■ SKF Ecoflon 2	NBR 70	-30	+100	10
■ SKF Ecoflon 2	FPM 75	-20	+200	10
■ SKF Ecoflon 3	NBR 70	-30	+100	10
■ SKF Ecoflon 3	FPM 75	-20	+200	10
■ SKF Ecoflon 4	NBR 70	-30	+100	10
■ SKF Ecoflon 4	FPM 75	-20	+200	10
■ SKF Ecowear 1000	NBR 70	-30	+90	10
■ SKF Ecowear 1000	MVQ 70	-55	+90	10

IMPORTANT NOTE: The stated operating conditions represent general indications. It is recommended not to use all maximum values simultaneously.

¹⁾ Surface speed limit values are valid only in the presence of a lubrication film.

A26-F



Ordering dimensions in **blue**

Surface roughness	TPU		PTFE	
	R_{tmax}	R_a	R_{tmax}	R_a
	μm			
Sliding surface	$\leq 2,5$	0,05–0,3	≤ 2	0,05–0,2
Bottom of groove	$\leq 6,3$	$\leq 1,6$	$\leq 6,3$	$\leq 1,6$
Groove face	≤ 15	≤ 3	≤ 15	≤ 3

Bearing area: 50–95% and a cutting depth of 0,5 R_z based on $C_{ref} = 0\%$

Standard dimensions		D H9	d_2	L + 0,2	R_{max}	D_1 H11
d f8 over	incl.					
mm						
5	30	d + 7,6	1,78	4,2	0,4	d + 1,0
30	80	d + 8,8	2,62	6,3	1,2	d + 1,5
80	120	d + 12,2	3,53	8,1	2,0	d + 2,0
120	250	d + 16,0	5,33	11,5	2,0	d + 2,0
250	630	d + 24,0	7,00	15,5	2,0	d + 2,5
630	1 000	d + 27,3	8,40	18,0	2,0	d + 2,5
1 000	1 250	d + 33,0	10,00	21,5	2,0	d + 2,5

Ordering example

Profile
d x D x L [mm]
Sealing material/ Energizer

Wiper A26-F
70 x 78,8 x 6,3
SKF Ecoflon 3 / NBR70

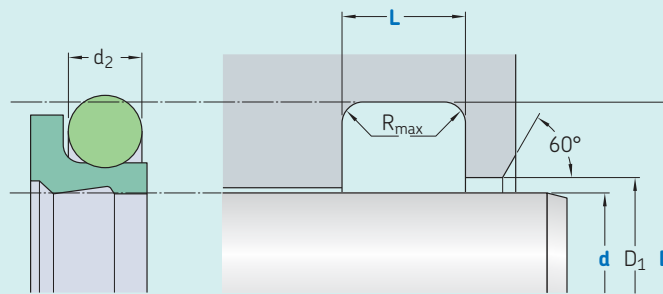
Operating parameters

Material Glide ring	Energizer	Temperature		Speed ¹⁾	Pressure
		from	to	max	max
		°C		m/s	bar(MPa)
■ X-ECOPUR	NBR 70	-30	+100	5	16 (1,6)
■ G-ECOPUR 54D	NBR 70	-30	+100	5	16 (1,6)
■ X-ECOPUR H	NBR 70	-20	+100	5	16 (1,6)
■ X-ECOPUR S	NBR 70	-20	+100	5	16 (1,6)
■ SKF Ecoflon 2	NBR 70	-30	+100	10	16 (1,6)
■ SKF Ecoflon 2	FPM 75	-20	+200	10	16 (1,6)
■ SKF Ecoflon 3	NBR 70	-30	+100	10	16 (1,6)
■ SKF Ecoflon 3	FPM 75	-20	+200	10	16 (1,6)
■ SKF Ecoflon 4	NBR 70	-30	+100	10	16 (1,6)
■ SKF Ecoflon 4	FPM 75	-20	+200	10	16 (1,6)
■ SKF Ecowear 1000	NBR 70	-30	+90	10	16 (1,6)
■ SKF Ecowear 1000	MVQ 70	-55	+90	10	16 (1,6)

IMPORTANT NOTE: The stated operating conditions represent general indications. It is recommended not to use all maximum values simultaneously.

¹⁾ Surface speed limit values are valid only in the presence of a lubrication film.

A27-F



Ordering dimensions in **blue**

Surface roughness	TPU		PTFE	
	R_{tmax}	R_a	R_{tmax}	R_a
	μm			
Sliding surface	$\leq 2,5$	0,05–0,3	≤ 2	0,05–0,2
Bottom of groove	$\leq 6,3$	$\leq 1,6$	$\leq 6,3$	$\leq 1,6$
Groove face	≤ 15	≤ 3	≤ 15	≤ 3

Bearing area: 50–95% and a cutting depth of 0,5 R_z based on $C_{ref} = 0\%$

Standard dimensions		D H9	d_2	L + 0,2	R_{max}	D_1 H11
d f8 over	incl.					
mm						
5	12	d + 4,8	1,78	3,7	0,4	d + 1,5
12	65	d + 6,8	2,62	5,0	0,7	d + 1,5
65	180	d + 8,8	3,53	6,0	1,0	d + 1,5
180	300	d + 12,2	5,33	8,4	1,5	d + 2,0
300	650	d + 16,0	7,00	11,0	1,5	d + 2,0
650	1 000	d + 20,0	8,40	14,0	2,0	d + 2,5
1 000	2 500	d + 27,3	10,00	16,0	2,0	d + 2,5

Ordering example

Profile
d x D x L [mm]
Sealing material / Energizer

Wiper A27-F
70 x 78,8 x 6
SKF Ecoflon 3 / NBR70

Operating parameters

Material Glide ring	Energizer	Temperature		Speed ¹⁾	Pressure
		from	to	max	max
		°C		m/s	bar(MPa)
■ X-ECOPUR	NB R70	-30	+100	5	16 (1,6)
■ G-ECOPUR 54D	NB R70	-30	+100	5	16 (1,6)
■ X-ECOPUR H	NB R70	-20	+100	5	16 (1,6)
■ X-ECOPUR S	NB R70	-20	+100	5	16 (1,6)
■ SKF Ecoflon 2	NB R70	-30	+100	10	16 (1,6)
■ SKF Ecoflon 2	FPM 75	-20	+200	10	16 (1,6)
■ SKF Ecoflon 3	NB R70	-30	+100	10	16 (1,6)
■ SKF Ecoflon 3	FPM 75	-20	+200	10	16 (1,6)
■ SKF Ecoflon 4	NB R70	-30	+100	10	16 (1,6)
■ SKF Ecoflon 4	FPM 75	-20	+200	10	16 (1,6)
■ SKF Ecowear 1000	MVQ 70	-55	+90	10	16 (1,6)
■ SKF Ecowear 1000	NBR 70	-30	+90	10	16 (1,6)

IMPORTANT NOTE: The stated operating conditions represent general indications. It is recommended not to use all maximum values simultaneously.

¹⁾ Surface speed limit values are valid only in the presence of a lubrication film.